

Keine Angst vor dem eigenen Quellcode

.NETDAY Mai, 2017

Thomas Bandixen (@tbandixen)

Thomas Gassmann (@gassmannT)



@gassmannT

@tbandixen

DIGICOMP



■ Who are we?

Thomas Bandixen

Senior Consultant & Trainer

Trivadis AG

thomas.bandixen@trivadis.com

@tbandixen



■ Who are we?



Thomas Gassmann

Senior Consultant & Trainer

Trivadis AG

thomas.gassmann@trivadis.com

@gassmannT

■ Content

1. Introduction

2. Unit Test

3. Outro

■ What kind of tests exists?

Unit Tests

- Test certain functions or units of code
- Super fast
- Easy to write

e2e Tests

- Runs the real application and simulate the users behavior
- Very slow
- Very fragile

■ Test Strategy

- Use the smallest test type possible
- Write readable tests
- Make tests fail
- Test all the time

Tools & Setup

■ Tools





- Test runner
- Test code on various browsers
- Integrate with various continuous integration services like Jenkins



- Behavior-driven development framework
- Fast
- Dependency free



Protractor

end to end testing for AngularJS

- End-to-end test framework
- Built on top of Selenium WebDriverJS
- Runs in a real browser
- Test like a user

■ Insiders' tip



Wallaby.js

- Integrated Continuous Testing Tool for JavaScript

Demo

Unit Tests

■ Definition

Unit Testing is a level of software **testing** where individual functions of a software are tested. The **purpose** is to validate that each function of the software performs as designed.

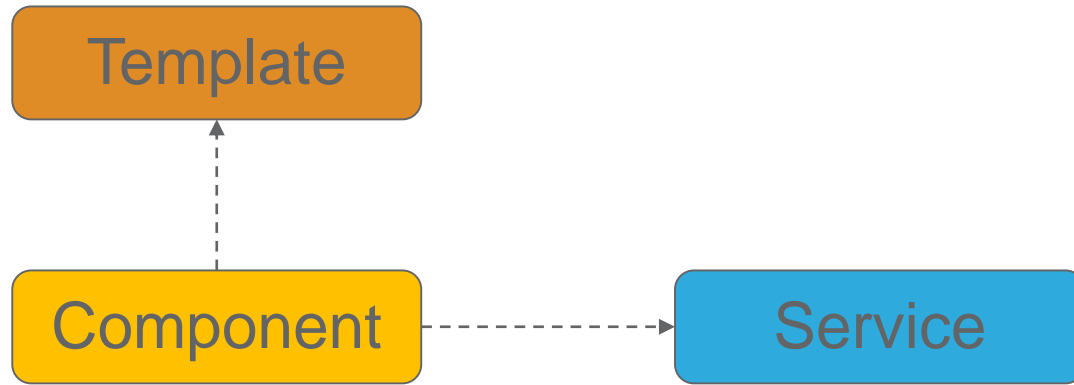
■ Unit Test vs. Integration Test

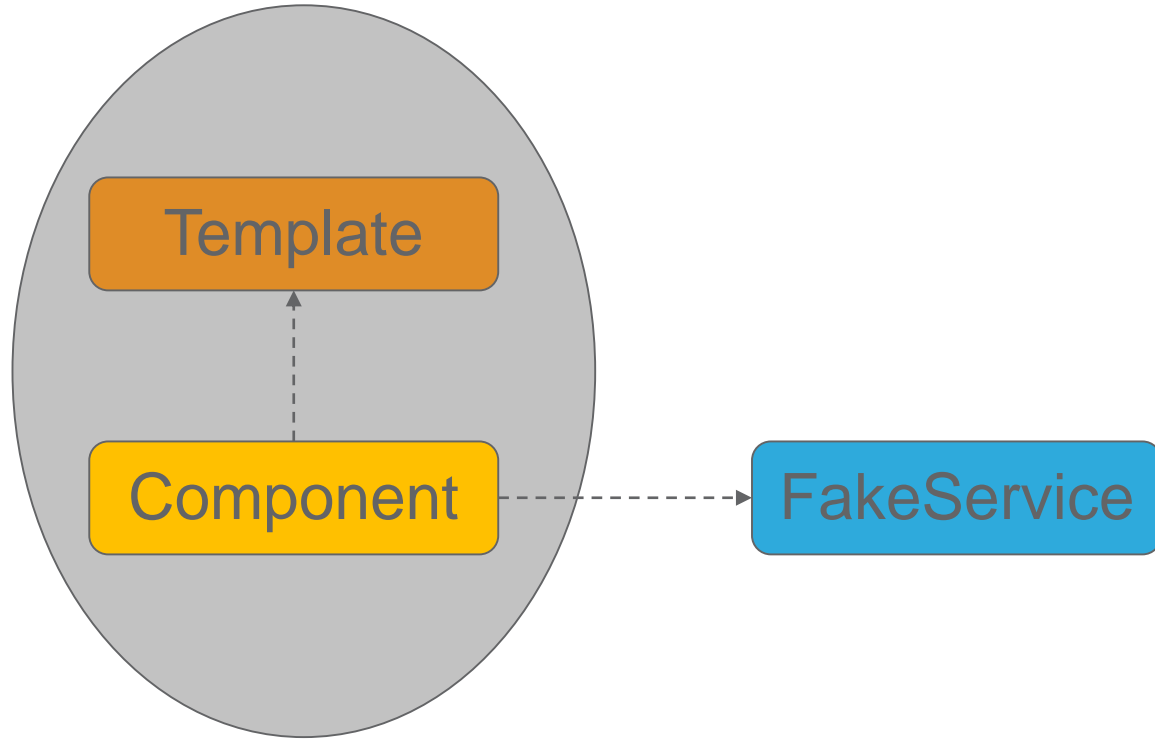
Unit Test

- Test in isolation, without external resources (e.g. templates)
- Just a simple function

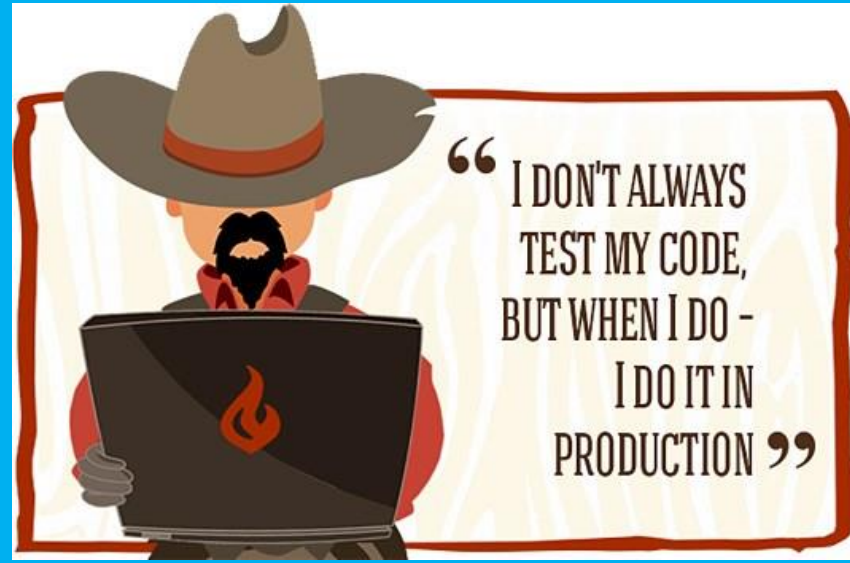
Integration Test

- Test with external resources (e.g. templates)





It helps you catch defects **before**
releasing software



■ Basics

```
describe('Test Suite', () => { //Test Suite
    it("A single spec", () => { // Spec or test

    });
});
```

■ Basics

```
describe('Test Suite', () => { // Test Suite
  it("A single spec", () => { // Spec or test
    // Arrange
    let component = new AppComponent();

    // Act
    component.ngOnInit();

    // Assert
    expect(component.title).toBe("hallo thomas");
  });
});
```

Demo

■ How to start

- Angular CLI
- Our Demos
- Documentation on Angular Docs
- Ask us 😊

Demos and slides



github.com/gassmannT/Angular-Testing-DOTNETDAY/

Thank you – Besten Dank

Thomas Bandixen
thomas.bandixen@trivadis.com

@tbandixen
Tel. +41 58 459 52 78

Thomas Gassmann
thomas.gassmann@trivadis.com

@gassmannT
Tel. +41 58 459 52 81



DIGICOMP

